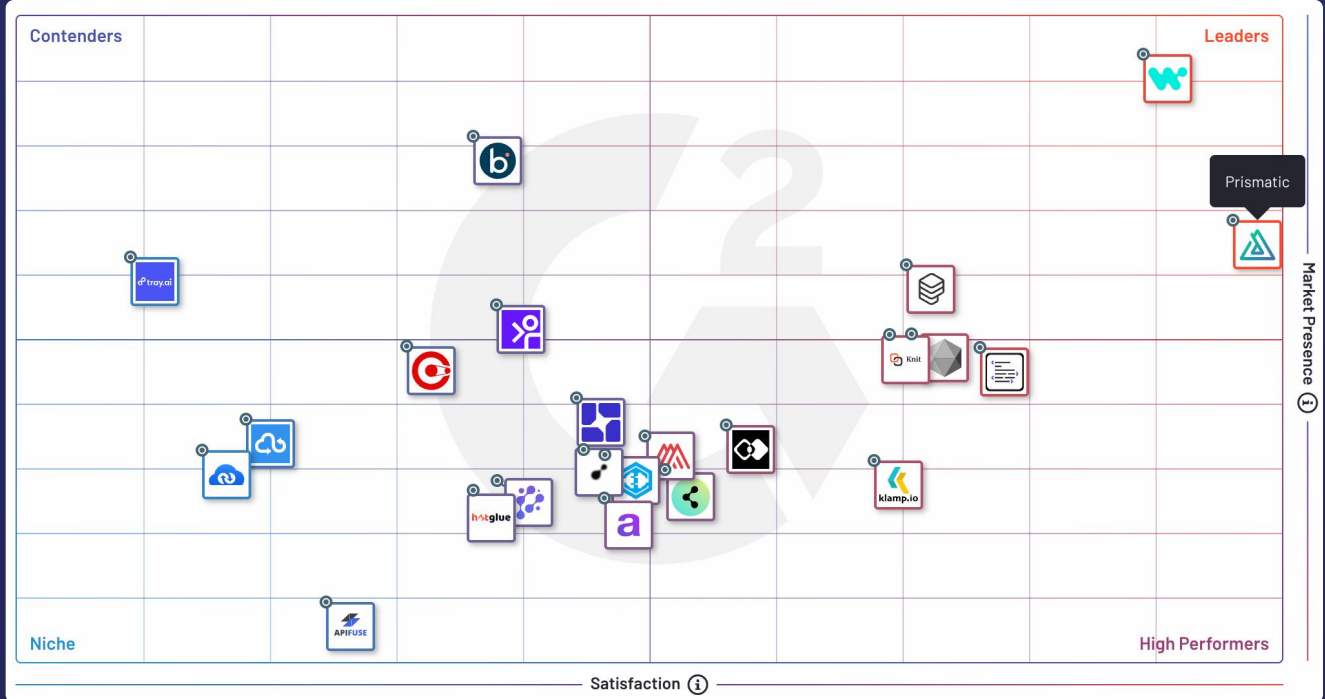




# Grid<sup>®</sup> Report for Embedded Integration Platforms | Fall 2024



# Grid<sup>®</sup> Report for Embedded Integration Platforms | Fall 2024



## Embedded Integration Platforms

Contenders									Leaders
Niche									High Performers

Market Presence

Satisfaction

G2 Grid<sup>®</sup> Scoring

*(Embedded Integration Platforms continues on next page)*

# Embedded Integration Platforms (continued)

## Embedded Integration Platforms Definition

Embedded integration platforms, also called embedded integration platform as a service, allow product teams to build, govern, and manage native integrations with their customers' preferred third-party applications. While traditional iPaaS platforms focus on connecting and automating internal functions, embedded integration platforms allow software providers to build and deliver integrations for their users. For example, a product team may want their application to trigger notifications in their customers' [business instant messaging software](#). Rather than build and maintain such integration from scratch, companies can use embedded integration platforms to access prebuilt integration tools and automate development and maintenance workflows. Key capabilities of embedded integration platforms include push notifications, white-labeling, workflow automation, and a range of integration functionalities.

While embedded integration platforms are closely related to [iPaaS software](#), the integrations users build with embedded integration platforms are customer facing while traditional iPaaS is used for internal integrations.

To qualify for inclusion in the Embedded Integration Platforms category, a product must:

- ▶ Allow users to deploy and manage integrations between their application and third-party customer-facing applications
- ▶ Allow product teams to fully rebrand and white-label the integration platform
- ▶ Provide connectivity APIs that enable development teams to directly integrate with applications, databases, and services
- ▶ Provide an embeddable self-service configuration user experience that enables a software provider's customers to easily activate packaged integrations
- ▶ Allow development teams to push out updates to integrations across their customer base
- ▶ Provide instrumentation and observability so that the product team and operations can centrally monitor all customer integrations
- ▶ Supports elastic processing to enable software providers to scalably meet customer integration processing demand
- ▶ Provide a low-code integration logic builder
- ▶ Enables users to orchestrate and execute integration logic/code on their platforms (workflows)

## Embedded Integration Platforms Grid® Scoring Description

Products shown on the Grid® for Embedded Integration Platforms have received a minimum of 10 reviews/ratings in data gathered by August 27, 2024. Products are ranked by customer satisfaction (based on user reviews) and market presence (based on market share, seller size, and social impact) and placed into four categories on the Grid®:

- ▶ Products in the Leader quadrant are rated highly by G2 users and have substantial Market Presence scores. Leaders include: [Workato](#), [Prismatic](#), [Paragon](#), [Alloy Automation](#), and [Knit API](#)
- ▶ High Performing products have high customer Satisfaction scores and low Market Presence compared to the rest of the category. High Performers include: [Cobalt](#), [klamp](#), [Integration.app](#), and [Konnectify](#)
- ▶ Contender products have relatively low customer Satisfaction scores and high Market Presence compared to the rest of the category. While they may have positive reviews, they do not have enough reviews to validate those ratings. Contenders include: [Boomi](#), [Friends](#), and [Tray.ai](#)
- ▶ Niche products have relatively low Satisfaction scores and low Market Presence compared to the rest of the category. While they may have positive reviews, they do not have enough reviews to validate those ratings. Niche products include: [Flatfile](#), [Appmixer](#), [Cyclr](#), [Peeklogic Connector for Salesforce and Jira](#), [Entri](#), [Apideck Unify](#), [Pandium](#), [hotglue](#), [Syncari](#), [APPSeCONNECT](#), and [API Fuse](#)



# Grid® Scores for Embedded Integration Platforms

The table below shows the Satisfaction and Market Presence scores that determine product placement on the Grid®. To learn more about each of the products, please see the profile section.

## Leaders

	# of Reviews	Satisfaction	Market Presence	G2 Score
<a href="#">Workato</a>	165	91	99	95
<a href="#">Prismatic</a>	143	99	70	85
<a href="#">Paragon</a>	65	72	63	67
<a href="#">Alloy Automation</a>	38	72	51	61
<a href="#">Knit API</a>	40	70	51	60

## High Performers

<a href="#">Cobalt</a>	53	78	49	63
<a href="#">klamp</a>	19	69	29	49
<a href="#">Integration.app</a>	17	56	35	46
<a href="#">Konnectify</a>	11	51	28	39

## Contenders

<a href="#">Boomi</a>	48	35	85	60
<a href="#">Frends</a>	50	37	56	46
<a href="#">Tray.ai</a>	59	6	64	35

*(Grid® Scores for Embedded Integration Platforms continues on next page)*

\* Products are ordered by G2 Score. Satisfaction score is used as a tiebreaker if two products have the same G2 Score.



# Grid® Scores for Embedded Integration Platforms (continued)

The table below shows the Satisfaction and Market Presence scores that determine product placement on the Grid®. To learn more about each of the products, please see the profile section.

## Niche

	# of Reviews	Satisfaction	Market Presence	G2 Score
Flatfile	16	44	40	42
Appmixer	39	50	33	41
Cyclr	59	30	49	39
Peeklogic Connector for Salesforce and Jira	12	46	30	38
Entri	11	44	31	38
Apideck Unify	12	46	23	34
Pandium	13	37	26	31
hotglue	24	35	24	30
Syncari	24	16	36	26
APPSeCONNECT	17	12	31	22
API Fuse	11	23	5	14

\* Products are ordered by G2 Score. Satisfaction score is used as a tiebreaker if two products have the same G2 Score.



# Grid® Methodology

## Grid® Rating Methodology

The Grid® represents the democratic voice of real software users, rather than the subjective opinion of one analyst. G2 rates products from the Embedded Integration Platforms category algorithmically based on data sourced from product reviews shared by G2 users and data aggregated from online sources and social networks.

Technology buyers can use the Grid® to help them quickly select the best products for their businesses and to find peers with similar experiences. For sellers, media, investors, and analysts, the Grid® provides benchmarks for product comparison and market trend analysis.

## Grid® Scoring Methodology

G2 rates products and sellers based on reviews gathered from our user community, as well as data aggregated from online sources and social networks. We apply a unique algorithm (v3.0) to this data to calculate the Satisfaction and Market Presence scores in real time. The Grid® Report for Embedded Integration Platforms | Fall 2024 is based on scores calculated using the G2 algorithm v3.0 from reviews collected through August 27, 2024. To view the Embedded Integration Platforms Grid® with the most recent data, please visit the [Embedded Integration Platforms](#) page. For more details on Grid® Scoring, please view the [G2 Scoring Methodology here](#).

## Grid® Categorization Methodology

Making G2 research relevant and easy for people to use as they evaluate and select business software products is one of our most important goals. In support of that goal, organizing products and software companies in a well-defined structure that makes capturing, evaluating, and displaying reviews and other research in an orderly manner is a critical part of the research process.

To manage the process of categorizing the software products and the related reviews in the G2 community, G2 follows a publicly available [categorization methodology](#). All products appearing on the Grid® have passed through G2's categorization methodology and meet G2's category standards.

Many terms that appear regularly across G2 and are used to aid in product categorization warrant a definition to facilitate buyer understanding. These terms may be included within reviews from the G2 community or in executive summaries for products included on the Grid®. A [list of standard definitions](#) is available to G2 users to eliminate confusion and ease the buying process.

## Rating Changes and Dynamics

The ratings in this report are based on a snapshot of the user reviews and social data collected by G2 up through August 27, 2024. The ratings may change as the products are further developed, the sellers grow, and as additional opinions are shared by users. G2 updates the ratings on its website in real time as additional data is received, and this report will be updated as significant data is received. By improving their products and support and/or by having more satisfied customer voices heard, Contenders may become Leaders and Niche sellers may become High Performers.

*(Grid® Methodology continues on next page)*

\*\* Net Promoter, Net Promoter System, Net Promoter Score, NPS and the NPS-related emoticons are registered trademarks of Bain & Company, Inc., Fred Reichheld and Satmetrix Systems, Inc.



# Grid® Methodology (continued)

## Trust

Keeping our ratings unbiased is our top priority. We require the use of a LinkedIn account or verified business email address to validate a G2 user's identity and employer. We also validate users by partnering with sellers and organizations to securely authenticate users through select platforms. We do not allow users to review their current or former employers' products, or those of their employers' competitors. Additionally, all reviews are manually checked by our team after our algorithm filters out reviews that don't meet our submission requirements. All reviews must pass our moderation process before they are published.

Our G2 staff does not add any subjective input to the ratings, which are determined algorithmically based on data aggregated from publicly available online sources and social networks. Sellers cannot influence their ratings by spending time or money with us. Only the opinion of real users and data from public sources factor into the ratings.

G2 may occasionally offer incentives for honest reviews to help us gather a full and accurate data set. These incentives are offered as thank-yous for approved reviews. Incentives are never conditioned upon the substance of the review, positive or negative. Each such incentivized review is disclosed with an "Incentivized Review" banner.

## Grid® Inclusion Criteria

All products in a G2 category that have at least 10 reviews from real users of the product are included on the Grid®. Inviting other users, such as colleagues and peers, to join G2 and share authentic product reviews will accelerate this process.

If a product is not yet listed on G2 and it fits the market definition above, then users are encouraged to [suggest its addition](#) to our [Embedded Integration Platforms category](#).

## Product Profiles

Product profiles and detailed charts are included for products with 10 or more reviews.



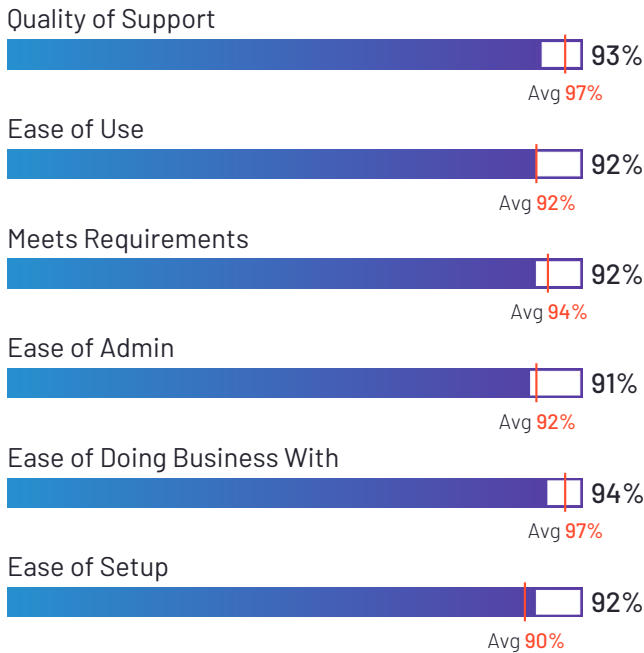
# Workato

4.7 ★★★★★ (456)



Workato has been named a Leader based on receiving a high customer Satisfaction score and having a large Market Presence. Workato has the largest Market Presence among products in Embedded Integration Platforms. 99% of users rated it 4 or 5 stars, 93% of users believe it is headed in the right direction, and users said they would be likely to recommend Workato at a rate of 94%. Workato is also in the ETL Tools, API Management, and iPaaS categories.

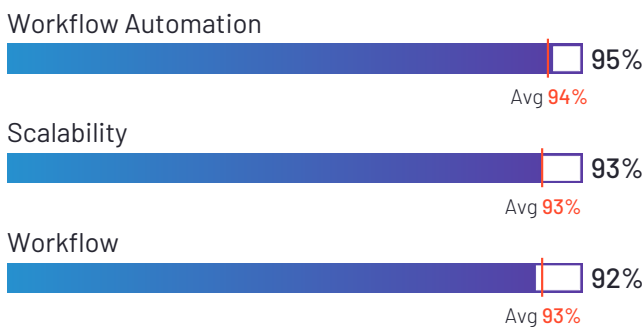
## Satisfaction Ratings



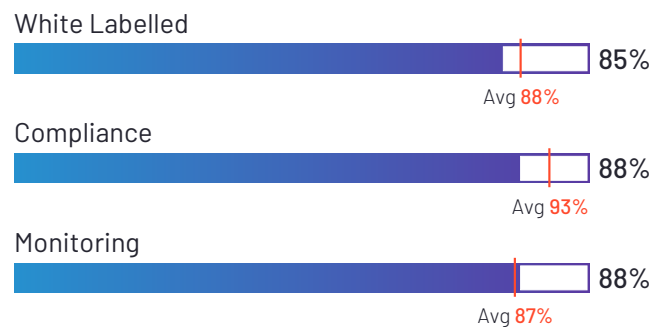
## Top Industries Represented



## Highest-Rated Features



## Lowest-Rated Features



**Ownership**  
Workato



**HQ Location**  
Mountain View,  
California



**Year Founded**  
2013



**Employees (Listed On LinkedIn)**  
1,005



**Company Website**  
[workato.com](https://workato.com)





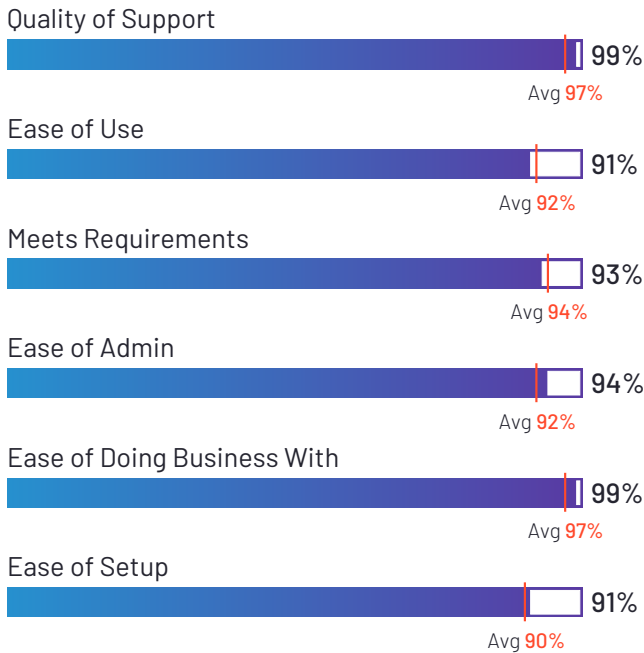
# Prismatic

4.8 ★★★★★ (154)

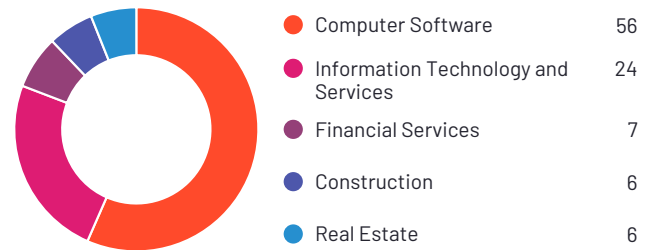


Prismatic has been named a Leader based on receiving a high customer Satisfaction score and having a large Market Presence. Prismatic received the highest Satisfaction score among products in Embedded Integration Platforms. 99% of users rated it 4 or 5 stars, 98% of users believe it is headed in the right direction, and users said they would be likely to recommend Prismatic at a rate of 97%. Prismatic is also in the iPaaS category.

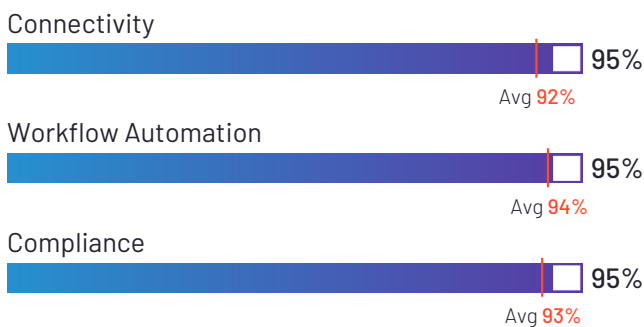
## Satisfaction Ratings



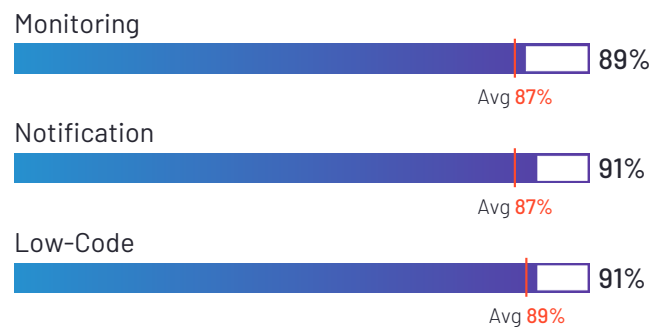
## Top Industries Represented



## Highest-Rated Features



## Lowest-Rated Features



**Ownership**  
Prismatic



**HQ Location**  
Sioux Falls, US



**Year Founded**  
2019



**Employees (Listed On LinkedIn)**  
71



**Company Website**  
[prismatic.io](https://prismatic.io)



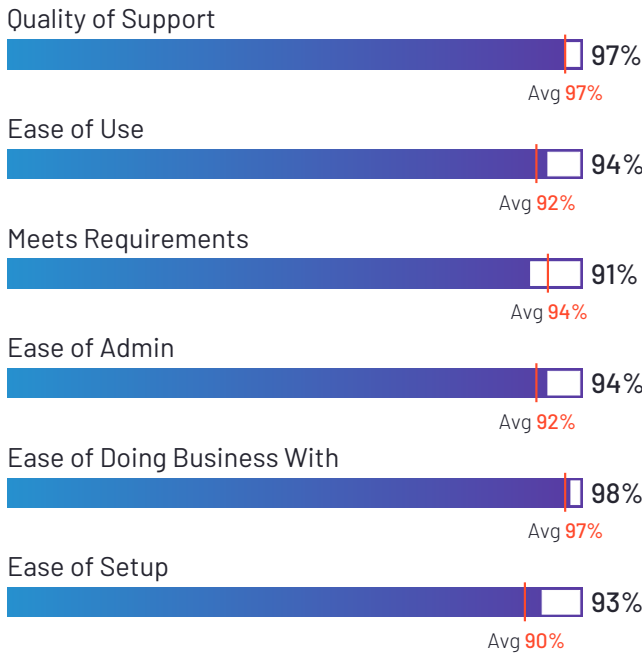
# Paragon

4.7 ★★★★★ (66)



Paragon has been named a Leader based on receiving a high customer Satisfaction score and having a large Market Presence. 100% of users rated it 4 or 5 stars, 100% of users believe it is headed in the right direction, and users said they would be likely to recommend Paragon at a rate of 94%.

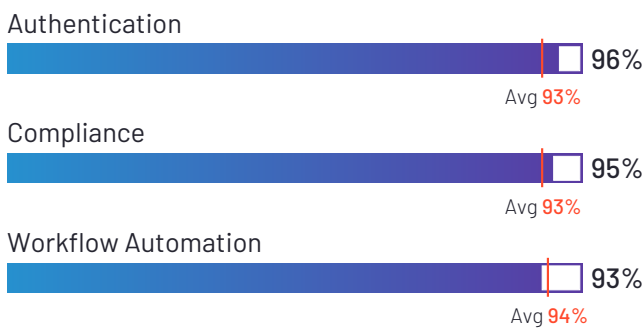
## Satisfaction Ratings



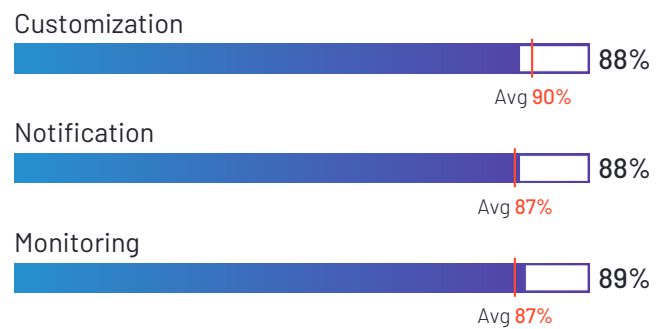
## Top Industries Represented



## Highest-Rated Features



## Lowest-Rated Features



**Ownership**  
Paragon



**HQ Location**  
Los Angeles, US



**Year Founded**  
2019



**Employees (Listed On LinkedIn)**  
96



**Company Website**  
[useparagon.com](https://useparagon.com)



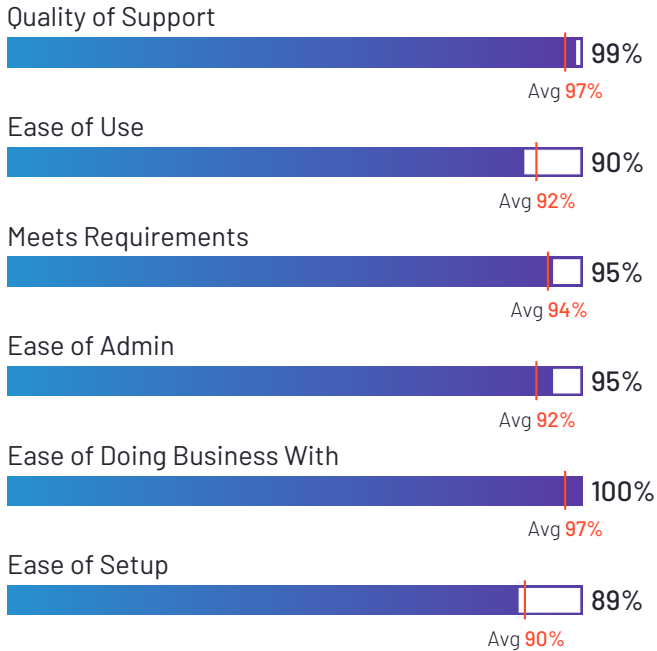
# Alloy Automation

4.8 ★★★★★ (44)



Alloy Automation has been named a Leader based on receiving a high customer Satisfaction score and having a large Market Presence. 100% of users rated it 4 or 5 stars, 100% of users believe it is headed in the right direction, and users said they would be likely to recommend Alloy Automation at a rate of 97%. Alloy Automation is also in the iPaaS, ETL Tools, and Unified APIs categories.

## Satisfaction Ratings



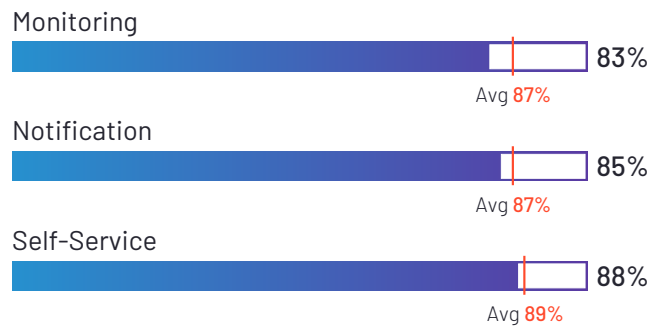
## Top Industries Represented



## Highest-Rated Features



## Lowest-Rated Features



Ownership  
Alloy



HQ Location  
New York, NY



Year Founded  
2019



Employees (Listed  
On LinkedIn)  
39



Company Website  
[runalloy.com](https://runalloy.com)



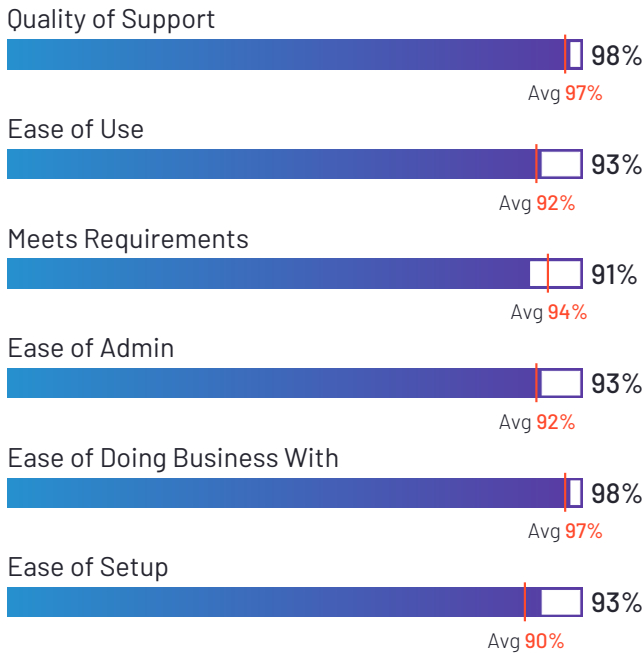
# Knit API

4.8 ★★★★★ (48)



Knit API has been named a Leader based on receiving a high customer Satisfaction score and having a large Market Presence. 98% of users rated it 4 or 5 stars, 100% of users believe it is headed in the right direction, and users said they would be likely to recommend Knit API at a rate of 95%. Knit API is also in the Unified APIs category.

## Satisfaction Ratings



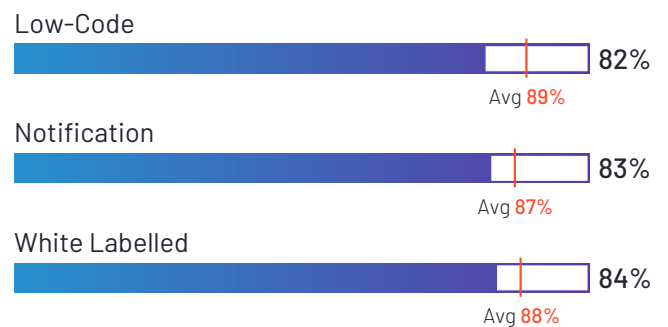
## Top Industries Represented



## Highest-Rated Features



## Lowest-Rated Features



**Ownership**  
Knit API Private Limited



**HQ Location**  
Bengaluru, Karnataka



**Year Founded**  
2023



**Employees (Listed On LinkedIn)**  
47



**Company Website**  
[getknit.dev](https://getknit.dev)



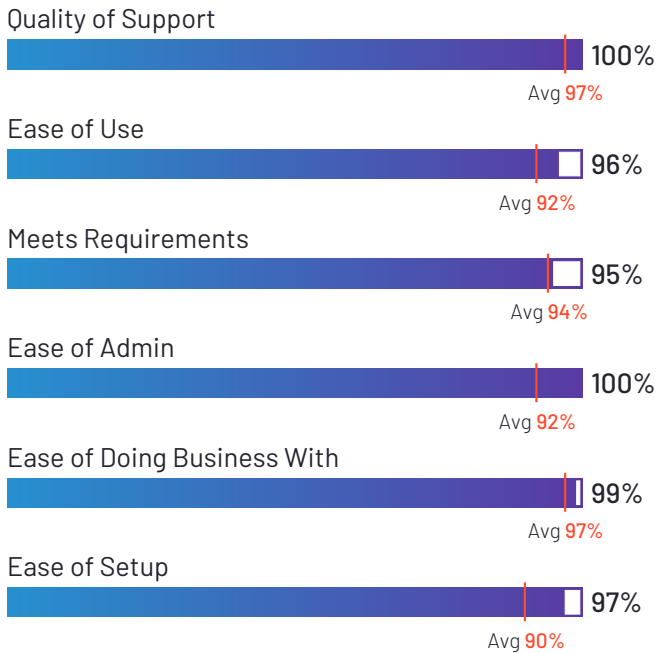
# Cobalt

4.9 ★★★★★ (56)



Cobalt has been named a High Performer product based on having high customer Satisfaction scores and a low Market Presence compared to the rest of the category. 100% of users rated it 4 or 5 stars, 97% of users believe it is headed in the right direction, and users said they would be likely to recommend Cobalt at a rate of 99%. Cobalt is also in the Unified APIs category.

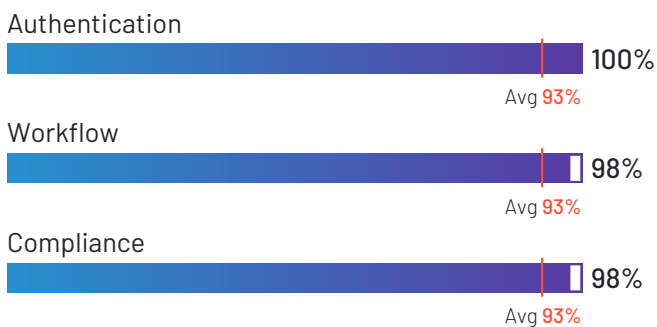
## Satisfaction Ratings



## Top Industries Represented



## Highest-Rated Features



## Lowest-Rated Features



Ownership  
Cobalt



HQ Location  
San Francisco, CA



Year Founded  
2022



Employees (Listed On LinkedIn)  
35



Company Website  
[gocobalt.io](https://gocobalt.io)



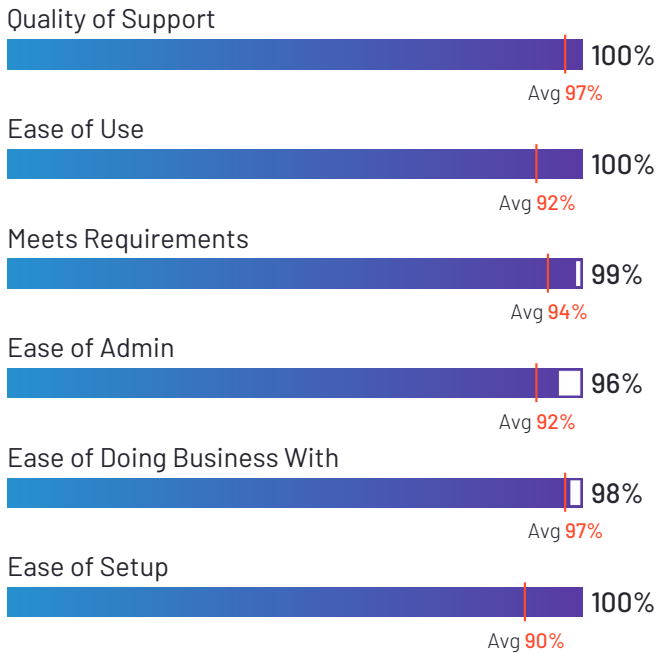
# klamp

5.0 ★★★★★ (20)



klamp has been named a High Performer product based on having high customer Satisfaction scores and a low Market Presence compared to the rest of the category. 100% of users rated it 4 or 5 stars, 100% of users believe it is headed in the right direction, and users said they would be likely to recommend klamp at a rate of 99%. klamp is also in the E-Commerce Data Integration, iPaaS, and Other Cloud Integration categories.


## Satisfaction Ratings



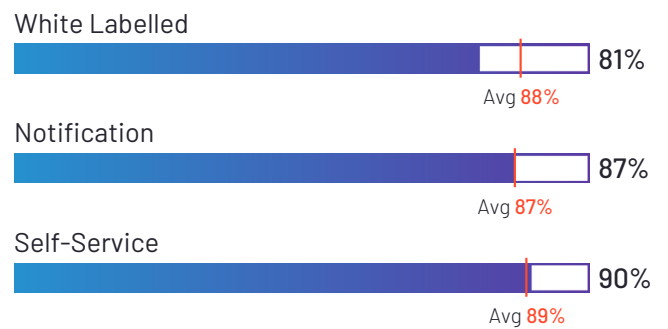
## Top Industries Represented



## Highest-Rated Features



## Lowest-Rated Features



**Ownership**  
Klamp Inc



**HQ Location**  
Wellmington,  
Delaware



**Year Founded**  
2022



**Employees (Listed On LinkedIn)**  
18



**Company Website**  
[www.klamp.io](http://www.klamp.io)



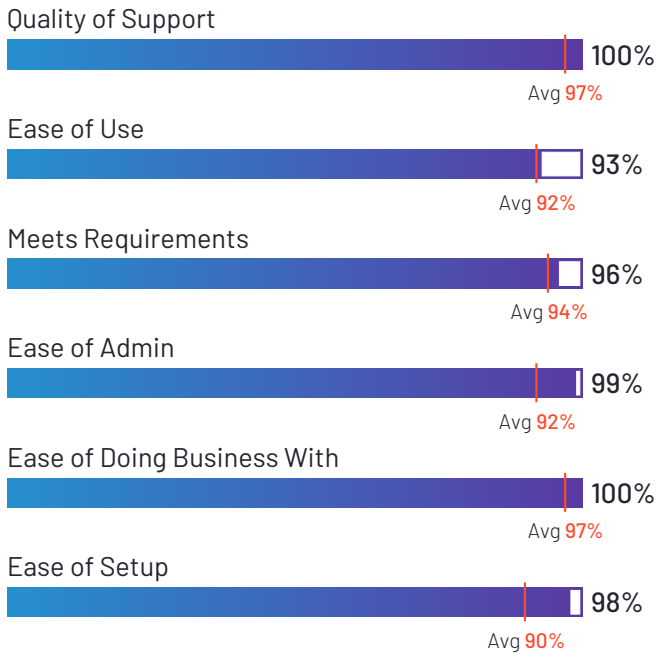
# Integration.app

4.9 ★★★★★ (17)



Integration.app has been named a High Performer product based on having high customer Satisfaction scores and a low Market Presence compared to the rest of the category. 100% of users rated it 4 or 5 stars, 100% of users believe it is headed in the right direction, and users said they would be likely to recommend Integration.app at a rate of 98%. Integration.app is also in the Unified APIs category.

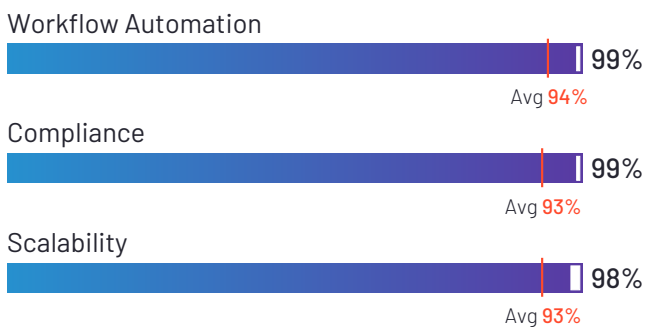
## Satisfaction Ratings



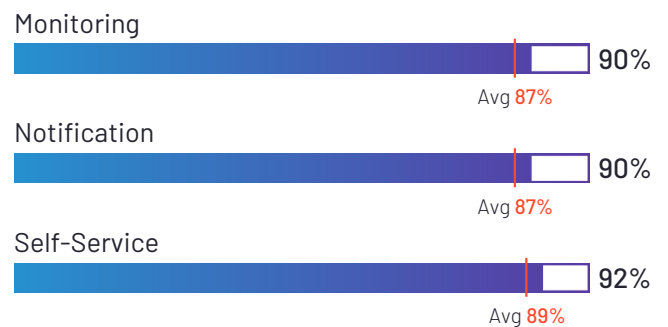
## Top Industries Represented



## Highest-Rated Features



## Lowest-Rated Features



**Ownership**  
Integration.app



**Employees (Listed On LinkedIn)**  
15



**Company Website**  
[integration.app](https://integration.app)



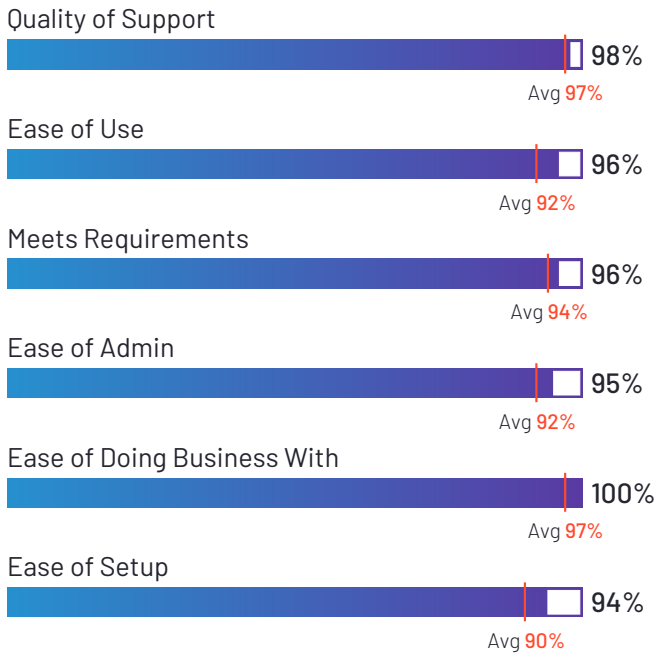
# Konnectify

4.9 ★★★★★ (17)




Konnectify has been named a High Performer product based on having high customer Satisfaction scores and a low Market Presence compared to the rest of the category. 100% of users rated it 4 or 5 stars, 100% of users believe it is headed in the right direction, and users said they would be likely to recommend Konnectify at a rate of 97%. Konnectify is also in the iPaaS category.

## Satisfaction Ratings



## Top Industries Represented



**Ownership**  
Konnectify



**HQ Location**  
San Mateo,  
California, US



**Year Founded**  
2021



**Employees (Listed On LinkedIn)**  
38



**Company Website**  
[konnectify.co](https://konnectify.co)



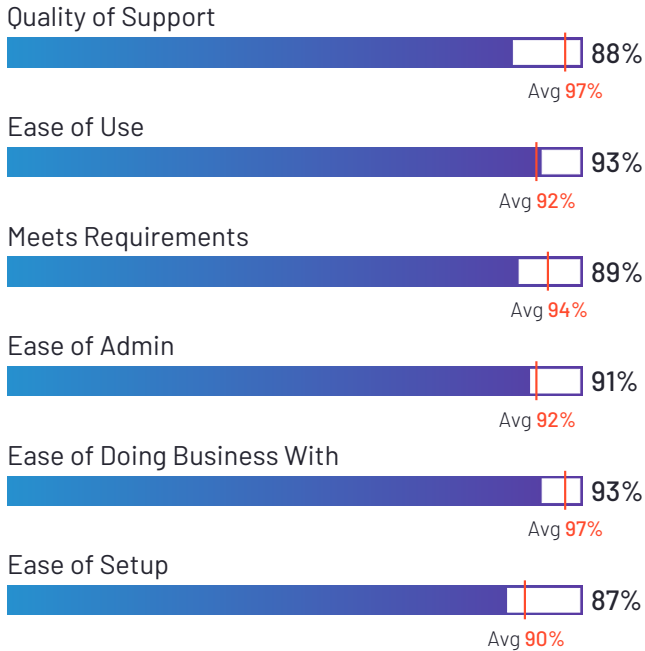


# Boomi

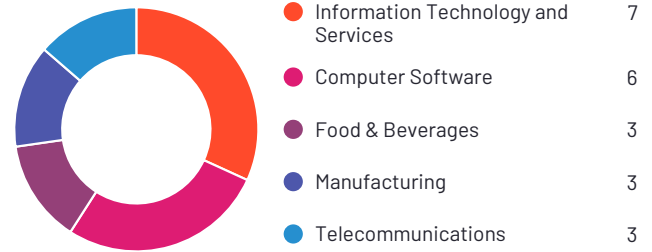
4.4 ★★★★★ (401)

Boomi has been named a Contender product based on having a relatively low customer Satisfaction score and large Market Presence compared to the rest of the category. While they may have positive reviews, they do not have enough reviews to validate those ratings. 98% of users rated it 4 or 5 stars, 97% of users believe it is headed in the right direction, and users said they would be likely to recommend Boomi at a rate of 90%. Boomi is also in the API Platforms, API Design, Data Mapping, Autodesk Construction Cloud Integration Partners, iPaaS, API Management, Master Data Management (MDM), Electronic Data Interchange (EDI), and AWS Marketplace categories.

## Satisfaction Ratings



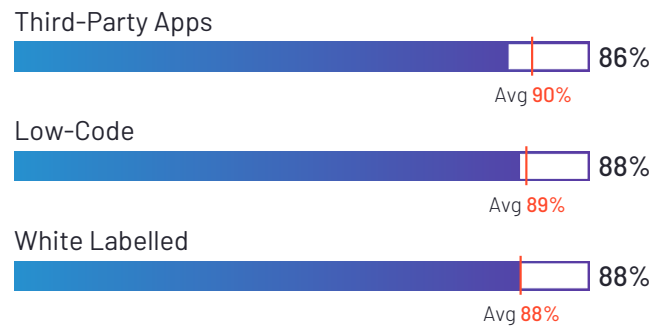
## Top Industries Represented



## Highest-Rated Features



## Lowest-Rated Features



Ownership  
Boomi



HQ Location  
Chesterbrook, PA



Year Founded  
2000



Employees (Listed  
On LinkedIn)  
2,153



Company Website  
[boomi.com](https://boomi.com)

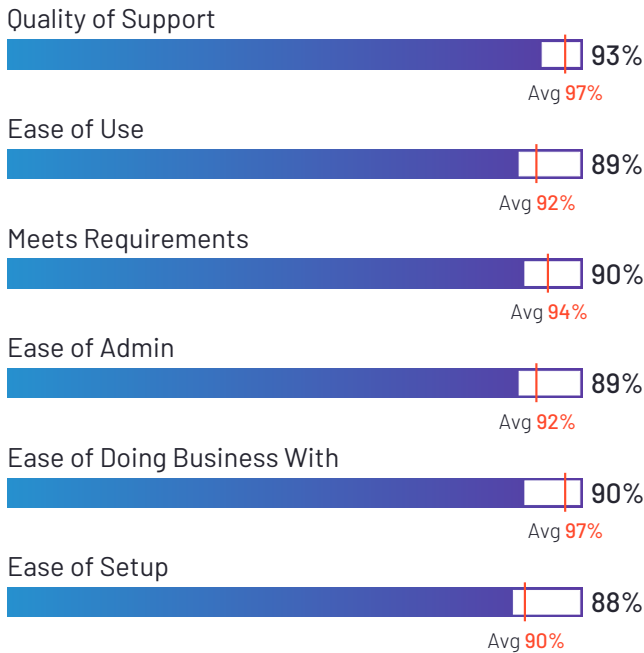


# Frends

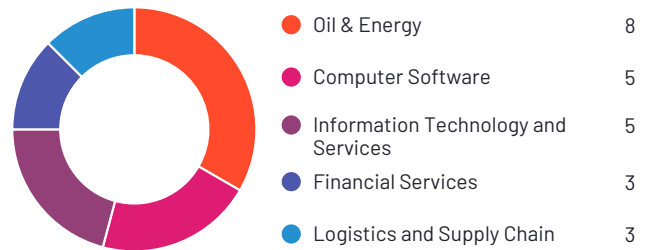
4.5 ★★★★★ (104)

Frends has been named a Contender product based on having a relatively low customer Satisfaction score and large Market Presence compared to the rest of the category. While they may have positive reviews, they do not have enough reviews to validate those ratings. 98% of users rated it 4 or 5 stars, 91% of users believe it is headed in the right direction, and users said they would be likely to recommend Frends at a rate of 91%. Frends is also in the API Design, iPaaS, ETL Tools, API Management, and Electronic Data Interchange (EDI) categories.

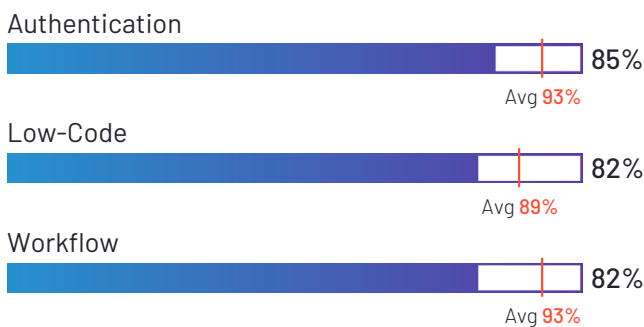
## Satisfaction Ratings



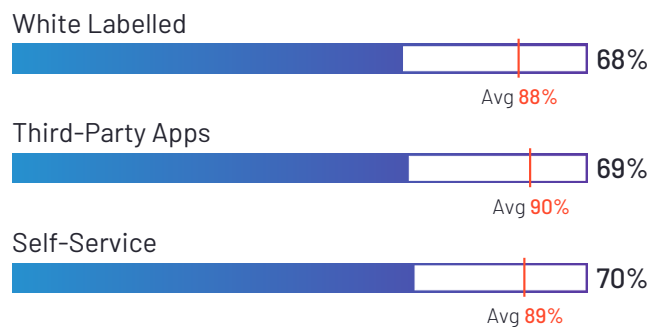
## Top Industries Represented



## Highest-Rated Features



## Lowest-Rated Features



Ownership  
FREND S



HQ Location  
Espoo, Southern  
Finland



Year Founded  
1988



Employees (Listed  
On LinkedIn)  
269



Company Website  
[frends.com](https://frends.com)

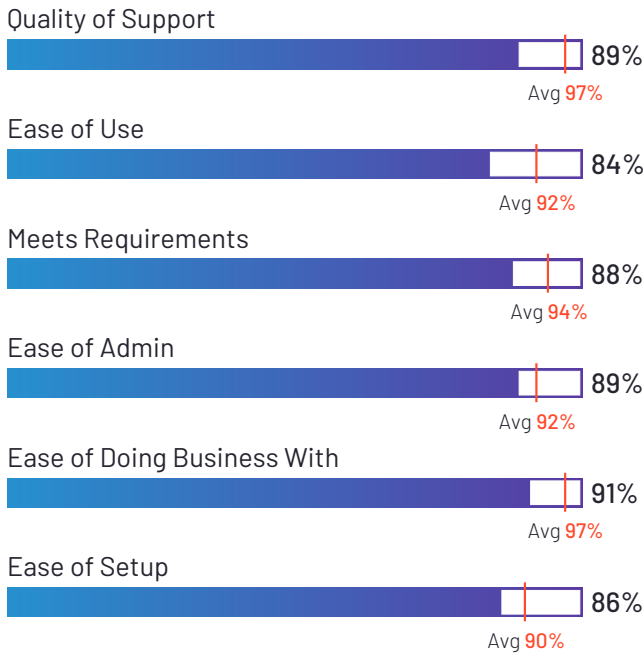


# Tray.ai

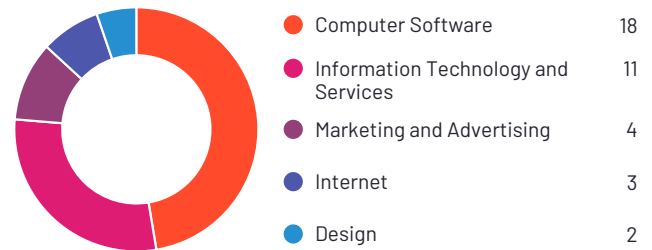
4.5 ★★★★★ (154)

Tray.ai has been named a Contender product based on having a relatively low customer Satisfaction score and large Market Presence compared to the rest of the category. While they may have positive reviews, they do not have enough reviews to validate those ratings. 93% of users rated it 4 or 5 stars, 93% of users believe it is headed in the right direction, and users said they would be likely to recommend Tray.ai at a rate of 88%. Tray.ai is also in the Lead-to-Account Matching and Routing, Event Stream Processing, iPaaS, ETL Tools, API Management, and Unified APIs categories.

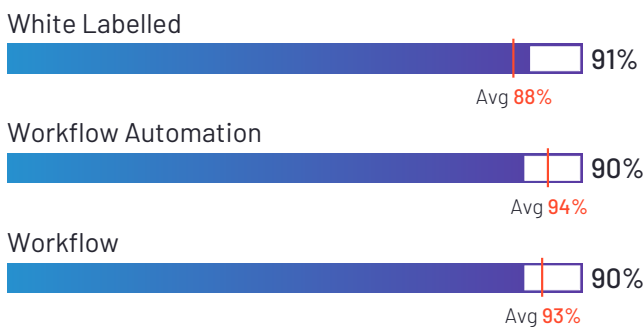
## Satisfaction Ratings



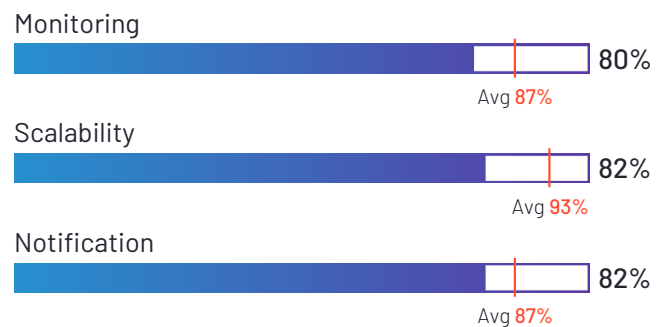
## Top Industries Represented



## Highest-Rated Features



## Lowest-Rated Features



**Ownership**  
Tray.io



**HQ Location**  
San Francisco, CA




**Year Founded**  
2012



**Employees (Listed On LinkedIn)**  
167



**Company Website**  
[tray.io](https://tray.io)

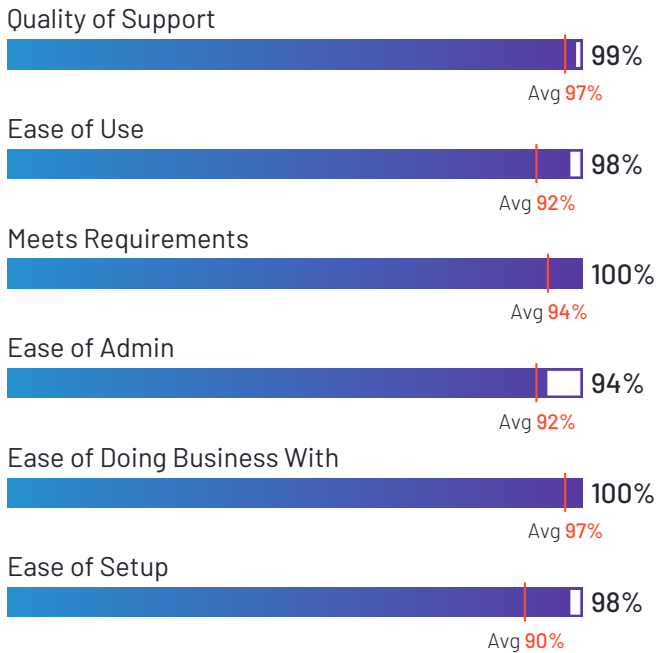


# Flatfile

4.8 ★★★★★ (30)

Flatfile has been named a Niche product based on having a relatively low Satisfaction score and low Market Presence compared to the rest of the category. While they may have positive reviews, they do not have enough reviews to validate those ratings. 100% of users rated it 4 or 5 stars, 100% of users believe it is headed in the right direction, and users said they would be likely to recommend Flatfile at a rate of 94%. Flatfile is also in the Data Exchange Platforms, Other Development, Data Preparation, and Data Quality categories.

## Satisfaction Ratings



## Top Industries Represented



**Ownership**  
Flatfile



**HQ Location**  
Denver, Colorado



**Year Founded**  
2018



**Employees (Listed On LinkedIn)**  
57



**Company Website**  
[flatfile.io](https://flatfile.io)

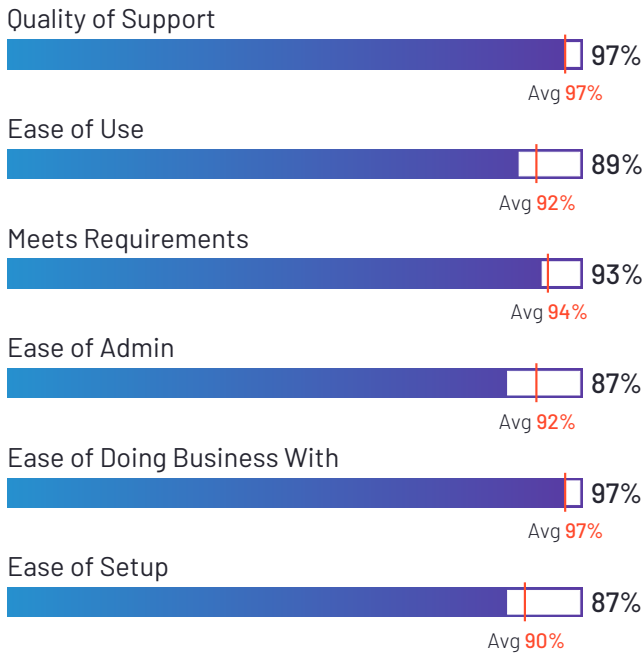


# Appmixer

4.8 ★★★★★ (41)

Appmixer has been named a Niche product based on having a relatively low Satisfaction score and low Market Presence compared to the rest of the category. While they may have positive reviews, they do not have enough reviews to validate those ratings. 100% of users rated it 4 or 5 stars, 100% of users believe it is headed in the right direction, and users said they would be likely to recommend Appmixer at a rate of 96%.

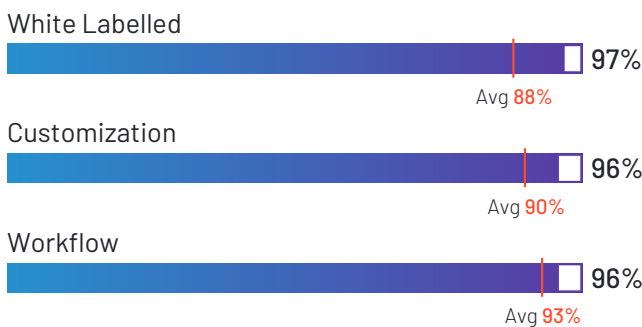
## Satisfaction Ratings



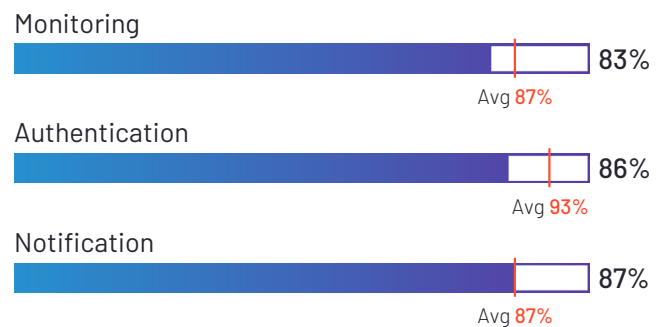
## Top Industries Represented



## Highest-Rated Features



## Lowest-Rated Features



Ownership  
Appmixer



HQ Location  
Prague



Year Founded  
2014



Employees (Listed  
On LinkedIn)  
12



Company Website  
[appmixer.com](https://appmixer.com)

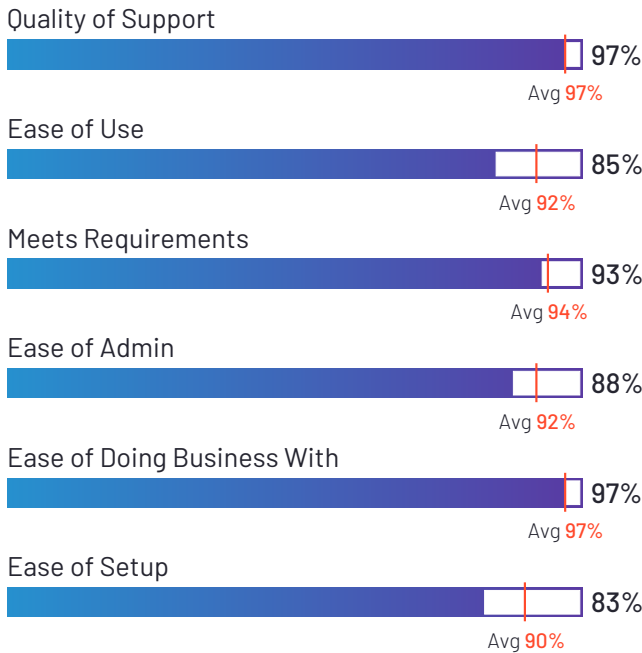


# Cyclr

4.7 ★★★★★ (75)

Cyclr has been named a Niche product based on having a relatively low Satisfaction score and low Market Presence compared to the rest of the category. While they may have positive reviews, they do not have enough reviews to validate those ratings. 100% of users rated it 4 or 5 stars, 93% of users believe it is headed in the right direction, and users said they would be likely to recommend Cyclr at a rate of 94%. Cyclr is also in the iPaaS and API Marketplace categories.


## Satisfaction Ratings



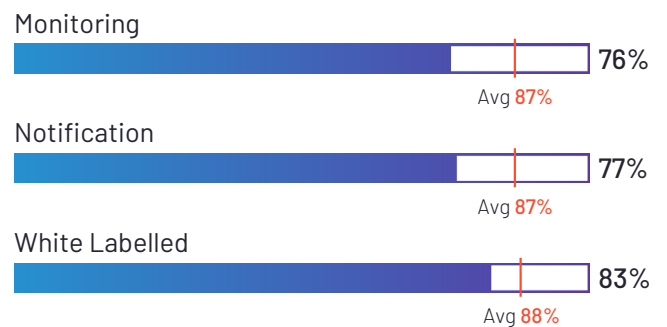
## Top Industries Represented



## Highest-Rated Features



## Lowest-Rated Features



Ownership  
Cyclr



HQ Location  
London, GB



Year Founded  
2013



Employees (Listed  
On LinkedIn)  
37



Company Website  
[www.cyclr.com](http://www.cyclr.com)

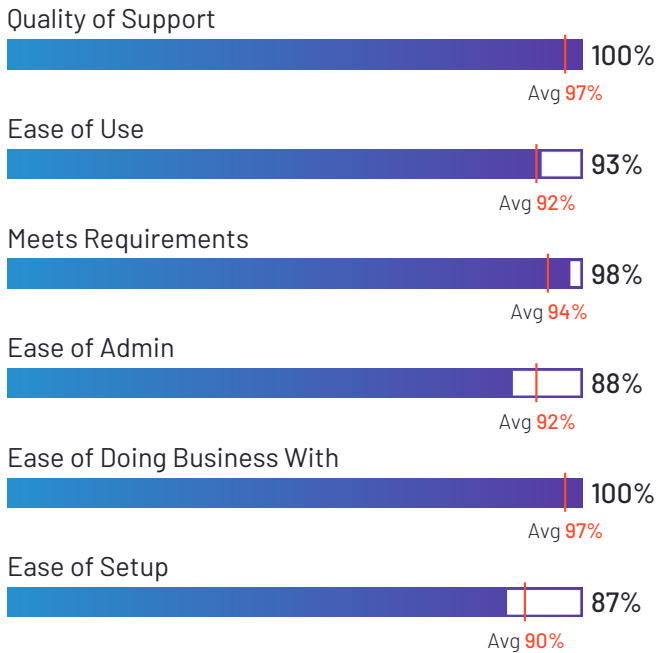


# Peeklogic Connector for Salesforce and Jira


5.0 ★★★★★ (21)

Peeklogic Connector for Salesforce and Jira has been named a Niche product based on having a relatively low Satisfaction score and low Market Presence compared to the rest of the category. While they may have positive reviews, they do not have enough reviews to validate those ratings. 100% of users rated it 4 or 5 stars, 100% of users believe it is headed in the right direction, and users said they would be likely to recommend Peeklogic Connector for Salesforce and Jira at a rate of 98%. Peeklogic Connector for Salesforce and Jira is also in the Other Collaboration and Salesforce AppExchange Apps categories.

## Satisfaction Ratings



## Top Industries Represented



**Ownership**  
Peeklogic



**HQ Location**  
Austin, Texas



**Year Founded**  
2015



**Employees (Listed On LinkedIn)**  
86



**Company Website**  
[peeklogic.com](https://peeklogic.com)

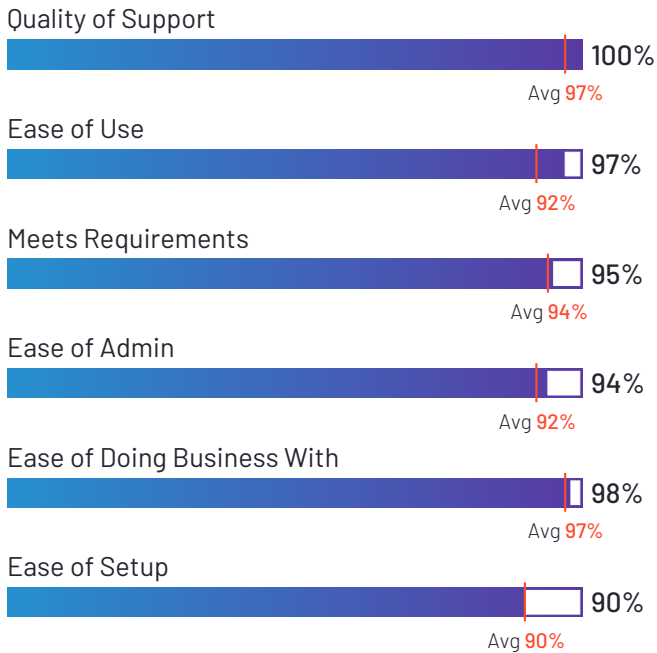


# Entri

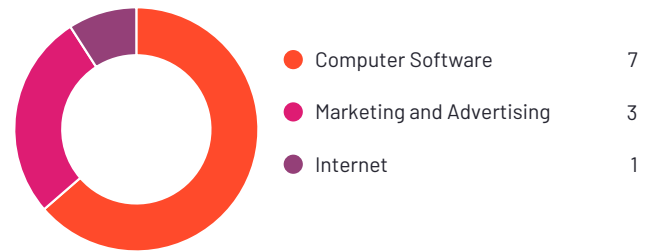
5.0 ★★★★★ (13)

Entri has been named a Niche product based on having a relatively low Satisfaction score and low Market Presence compared to the rest of the category. While they may have positive reviews, they do not have enough reviews to validate those ratings. 100% of users rated it 4 or 5 stars, 100% of users believe it is headed in the right direction, and users said they would be likely to recommend Entri at a rate of 100%. Entri is also in the Unified APIs category.

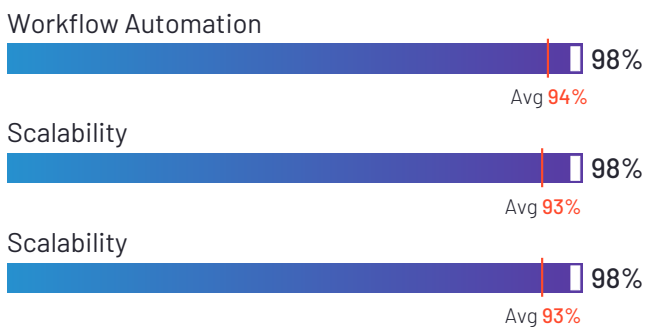
## Satisfaction Ratings



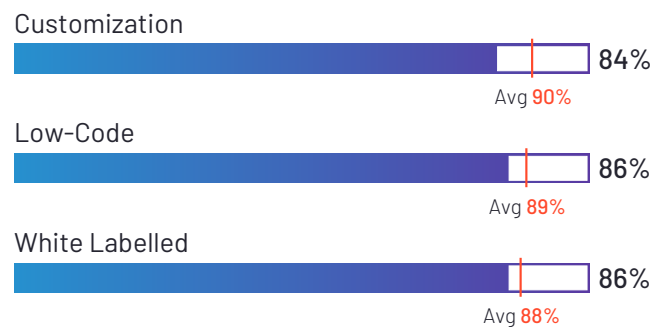
## Top Industries Represented



## Highest-Rated Features



## Lowest-Rated Features



Ownership  
Entri



HQ Location  
New York , US



Year Founded  
2017



Employees (Listed  
On LinkedIn)  
17



Company Website  
[www.entri.com](http://www.entri.com)



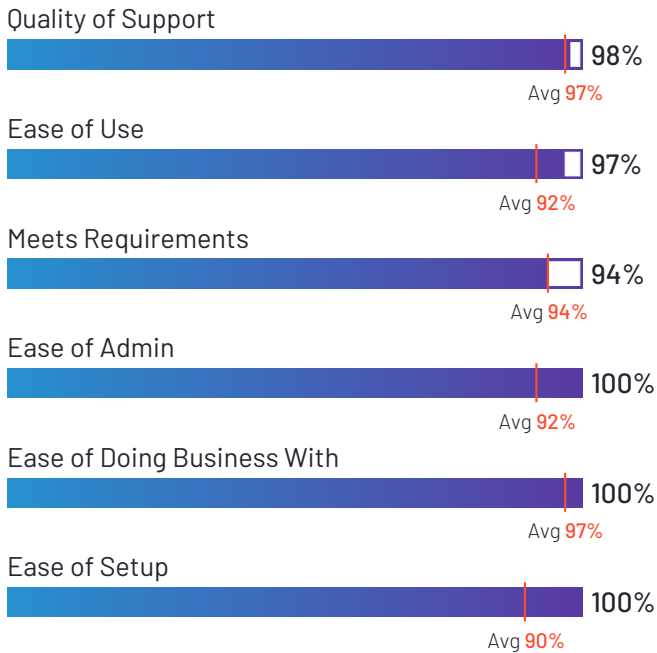


# Apideck Unify

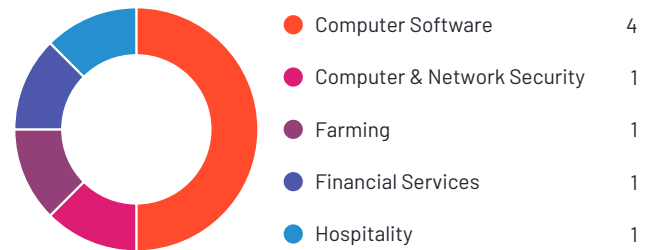
4.8 ★★★★★ (41)

Apideck Unify has been named a Niche product based on having a relatively low Satisfaction score and low Market Presence compared to the rest of the category. While they may have positive reviews, they do not have enough reviews to validate those ratings. 100% of users rated it 4 or 5 stars, 100% of users believe it is headed in the right direction, and users said they would be likely to recommend Apideck Unify at a rate of 94%. Apideck Unify is also in the Unified APIs and Financial Data APIs categories.

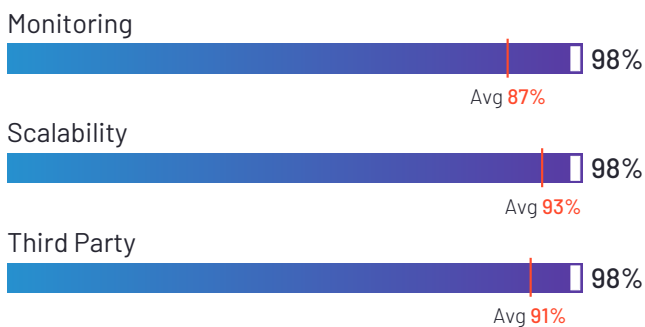
## Satisfaction Ratings



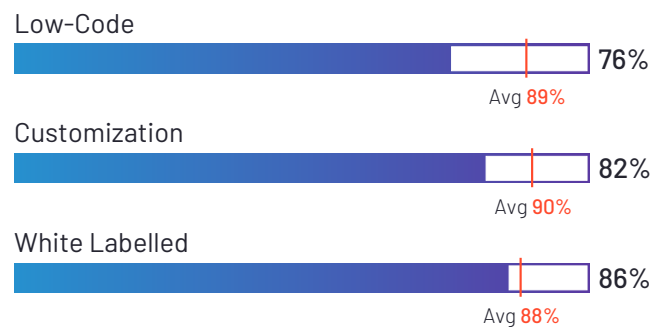
## Top Industries Represented



## Highest-Rated Features



## Lowest-Rated Features



**Ownership**  
Apideck



**HQ Location**  
San Francisco,  
California



**Year Founded**  
2020



**Employees (Listed On LinkedIn)**  
11



**Company Website**  
[apideck.com](https://apideck.com)

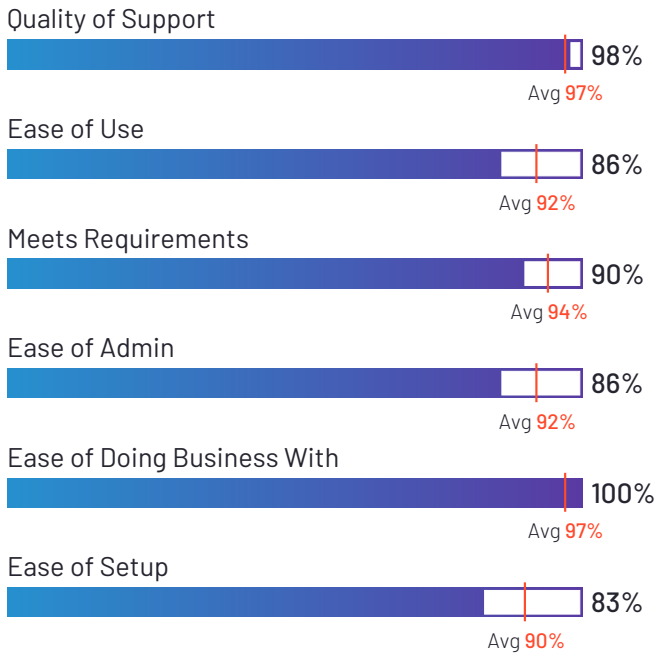


# Pandium

4.7 ★★★★★ (13)

Pandium has been named a Niche product based on having a relatively low Satisfaction score and low Market Presence compared to the rest of the category. While they may have positive reviews, they do not have enough reviews to validate those ratings. 100% of users rated it 4 or 5 stars, 88% of users believe it is headed in the right direction, and users said they would be likely to recommend Pandium at a rate of 94%.

## Satisfaction Ratings



## Top Industries Represented



**Ownership**  
Pandium Inc.



**HQ Location**  
New York, NY



**Year Founded**  
2018



**Employees (Listed On LinkedIn)**  
16



**Company Website**  
[pandium.com](https://pandium.com)

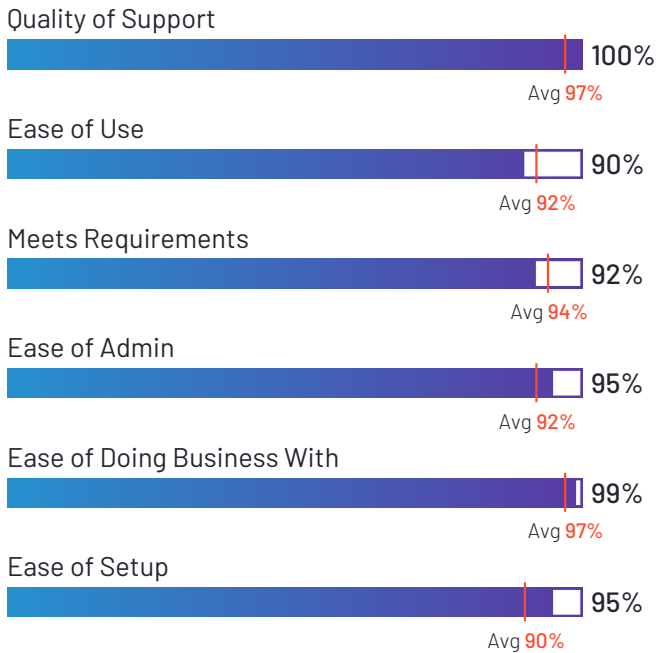


# hotglue

4.9 ★★★★★ (25)

hotglue has been named a Niche product based on having a relatively low Satisfaction score and low Market Presence compared to the rest of the category. While they may have positive reviews, they do not have enough reviews to validate those ratings. 100% of users rated it 4 or 5 stars, 100% of users believe it is headed in the right direction, and users said they would be likely to recommend hotglue at a rate of 98%. hotglue is also in the Unified APIs, ETL Tools, iPaaS, and API Management categories.

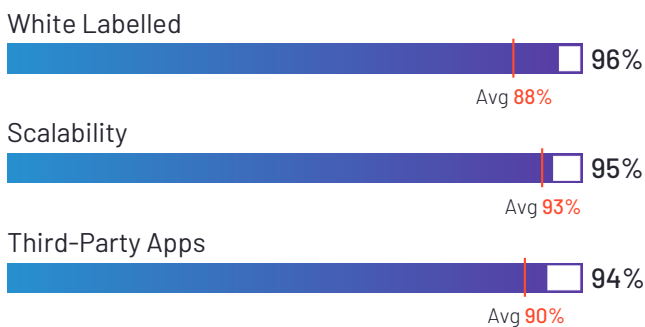
## Satisfaction Ratings



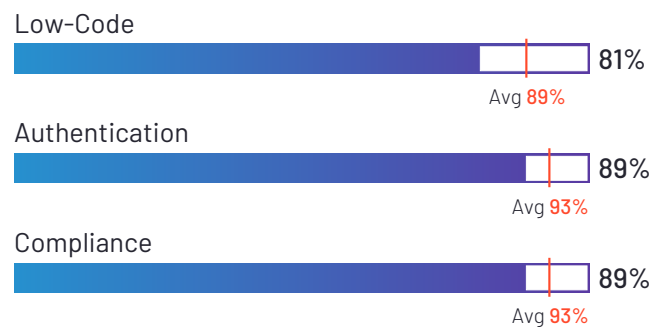
## Top Industries Represented



## Highest-Rated Features



## Lowest-Rated Features



Ownership  
hotglue



HQ Location  
Washington, US



Year Founded  
2020



Employees (Listed  
On LinkedIn)  
15



Company Website  
[hotglue.com](https://hotglue.com)

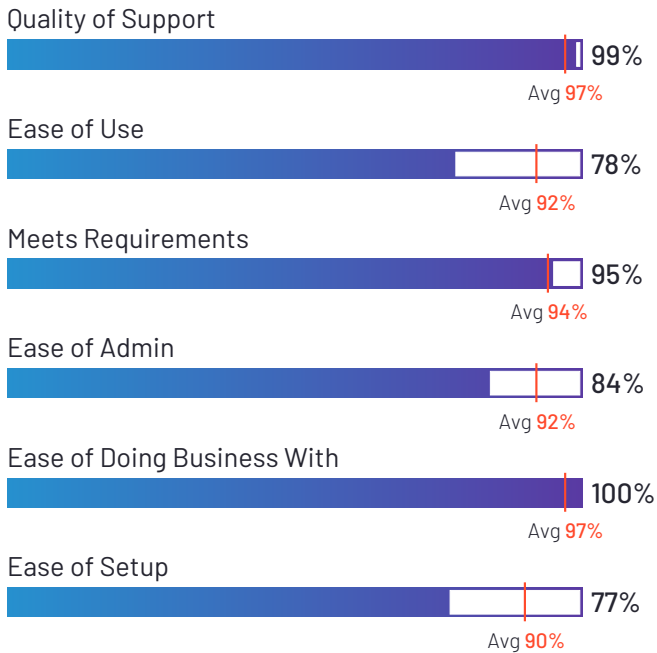


# Syncari

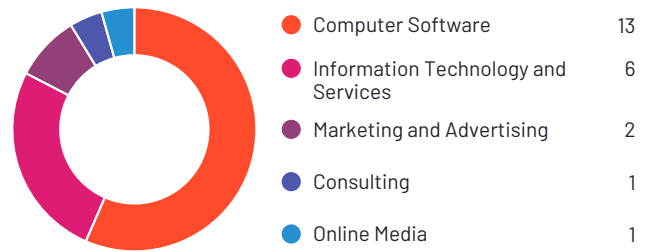
4.8 ★★★★★ (42)

Syncari has been named a Niche product based on having a relatively low Satisfaction score and low Market Presence compared to the rest of the category. While they may have positive reviews, they do not have enough reviews to validate those ratings. 100% of users rated it 4 or 5 stars, 94% of users believe it is headed in the right direction, and users said they would be likely to recommend Syncari at a rate of 97%. Syncari is also in the Reverse ETL, Data Management Suites, Revenue Operations & Intelligence (RO&I), Lead-to-Account Matching and Routing, Customer Data Platform (CDP), Big Data Integration Platforms, iPaaS, Data Quality, and Master Data Management (MDM) categories.

## Satisfaction Ratings



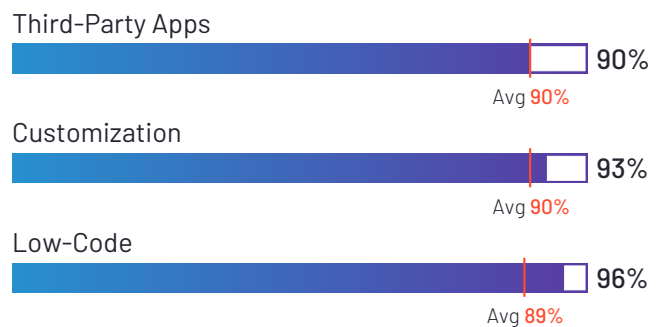
## Top Industries Represented



## Highest-Rated Features



## Lowest-Rated Features



**Ownership**  
Syncari



**HQ Location**  
Newark, California



**Year Founded**  
2019



**Employees (Listed On LinkedIn)**  
34



**Company Website**  
[syncari.com](https://syncari.com)

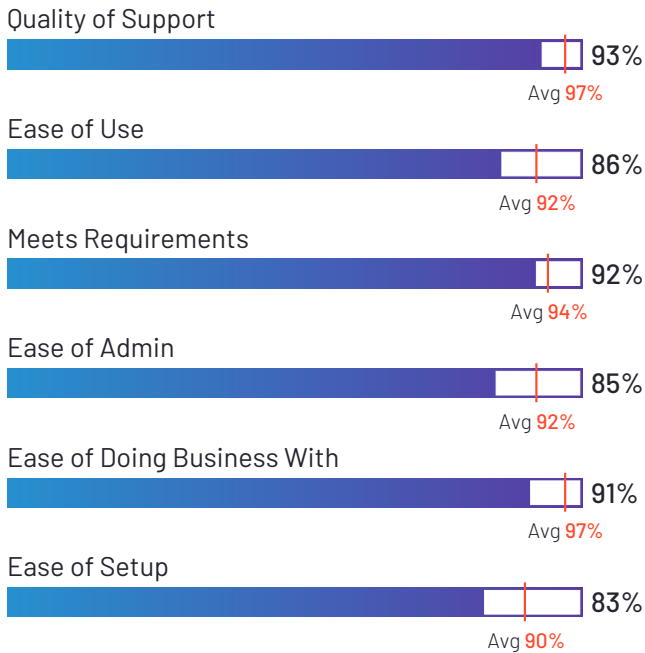


# APPSeCONNECT

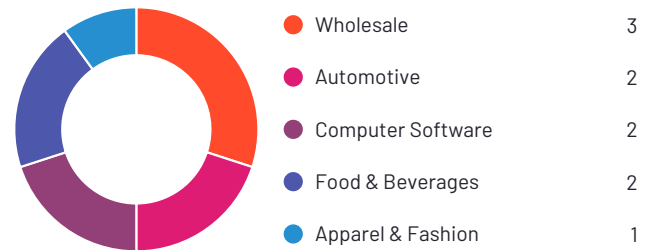
4.4 ★★★★★ (107)

APPSeCONNECT has been named a Niche product based on having a relatively low Satisfaction score and low Market Presence compared to the rest of the category. While they may have positive reviews, they do not have enough reviews to validate those ratings. 100% of users rated it 4 or 5 stars, 85% of users believe it is headed in the right direction, and users said they would be likely to recommend APPSeCONNECT at a rate of 90%. APPSeCONNECT is also in the SAP Store, E-Commerce Data Integration, iPaaS, API Management, Electronic Data Interchange (EDI), and Workflow Management categories.

## Satisfaction Ratings



## Top Industries Represented



**Ownership**  
APPSeCONNECT Corp



**HQ Location**  
Frisco, Texas



**Year Founded**  
2022



**Employees (Listed On LinkedIn)**  
95



**Company Website**  
[appseconnect.com](https://appseconnect.com)

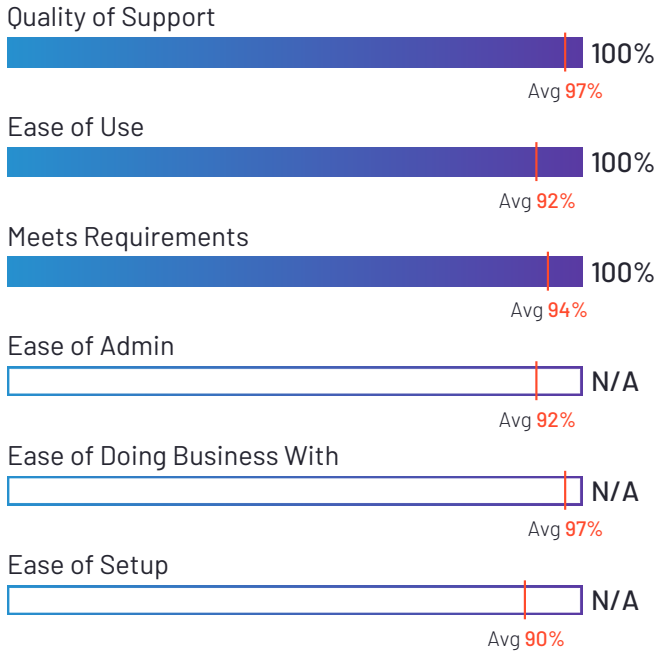


# API Fuse

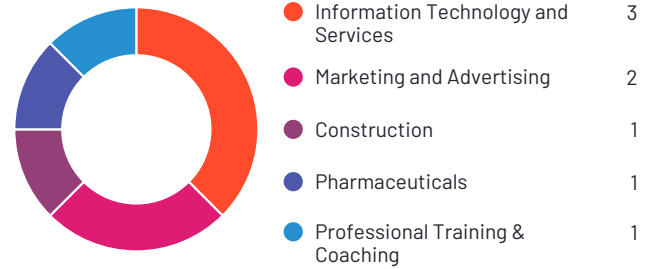
5.0 ★★★★★ (13)

API Fuse has been named a Niche product based on having a relatively low Satisfaction score and low Market Presence compared to the rest of the category. While they may have positive reviews, they do not have enough reviews to validate those ratings. 100% of users rated it 4 or 5 stars, 100% of users believe it is headed in the right direction, and users said they would be likely to recommend API Fuse at a rate of 100%.

## Satisfaction Ratings



## Top Industries Represented



\*N/A is displayed when fewer than five responses were received for the question.

<p><b>Ownership</b> APIFuse, LLC</p>	<p><b>HQ Location</b> Tampa, US</p>	<p><b>Year Founded</b> 2019</p>	<p><b>Employees (Listed On LinkedIn)</b> 4</p>	<p><b>Company Website</b> <a href="https://apifuse.io">apifuse.io</a></p>
--	---	-------------------------------------	--	---



# Satisfaction Ratings for Embedded Integration Platforms

G2 reviewers rated software sellers ability to satisfy their needs as shown in the table below.

	Satisfaction		Satisfaction by Category						Net Promoter Score (NPS)
	Likelihood to Recommend	Product Going in Right Direction?	Meets Requirements	Ease of Admin	Ease of Doing Business With	Quality of Support	Ease of Setup	Ease of Use	
<b>Workato</b>	94%	93%	92%	91%	94%	93%	92%	92%	84
<b>Prismatic</b>	97%	98%	93%	94%	99%	99%	91%	91%	93
<b>Paragon</b>	94%	100%	91%	94%	98%	97%	93%	94%	87
<b>Alloy Automation</b>	97%	100%	95%	95%	100%	99%	89%	90%	97
<b>Knit API</b>	95%	100%	91%	93%	98%	98%	93%	93%	90
<b>Cobalt</b>	99%	97%	95%	100%	99%	100%	97%	96%	100
<b>klamp</b>	99%	100%	99%	96%	98%	100%	100%	100%	100
<b>Integration.app</b>	98%	100%	96%	99%	100%	100%	98%	93%	94
<b>Konnectify</b>	97%	100%	96%	95%	100%	98%	94%	96%	90
<b>Boomi</b>	90%	97%	89%	91%	93%	88%	87%	93%	70
<b>Frends</b>	91%	91%	90%	89%	90%	93%	88%	89%	78
<b>Tray.ai</b>	88%	93%	88%	89%	91%	89%	86%	84%	74
<b>Flatfile</b>	94%	100%	100%	94%	100%	99%	98%	98%	87
<b>Appmixer</b>	96%	100%	93%	87%	97%	97%	87%	89%	94
<b>Cyclr</b>	94%	93%	93%	88%	97%	97%	83%	85%	84
<b>Peeklogic Connector for Salesforce and Jira</b>	98%	100%	98%	88%	100%	100%	87%	93%	100
<b>Entri</b>	100%	100%	95%	94%	98%	100%	90%	97%	100
<b>Apideck Unify</b>	94%	100%	94%	100%	100%	98%	100%	97%	75
<b>Pandium</b>	94%	88%	90%	86%	100%	98%	83%	86%	84

(Satisfaction Ratings for Embedded Integration Platforms continues on next page)

\*N/A is displayed when fewer than five responses were received for the question.

\*\*Net Promoter Score ranges from -100 to +100

# Satisfaction Ratings for Embedded Integration Platforms (continued)

G2 reviewers rated software sellers ability to satisfy their needs as shown in the table below.

	Satisfaction		Satisfaction by Category						Net Promoter Score (NPS)
	Likelihood to Recommend	Product Going in Right Direction?	Meets Requirements	Ease of Admin	Ease of Doing Business With	Quality of Support	Ease of Setup	Ease of Use	
<b>hotglue</b>	98%	100%	92%	95%	99%	100%	95%	90%	95
<b>Syncari</b>	97%	94%	95%	84%	100%	99%	77%	78%	100
<b>APPSeCONNECT</b>	90%	85%	92%	85%	91%	93%	83%	86%	64
<b>API Fuse</b>	100%	100%	100%	N/A	N/A	100%	N/A	100%	100
<b>Average</b>	95%	97%	94%	92%	97%	97%	90%	92%	89

\*N/A is displayed when fewer than five responses were received for the question.

\*\*Net Promoter Score ranges from -100 to +100



# Feature Comparison for Embedded Integration Platforms

G2 users have evaluated the following products by feature. Feature ratings are representative of reviewers overall satisfaction with each feature and do not necessarily take into account the breadth of individual product features. The results are shown below.

## Data

	Scalability
Workato	92%
Prismatic	93%
Paragon	93%
Alloy Automation	96%
Knit API	91%
Cobalt	97%
klamp	100%
Integration.app	98%
Konnectify	N/A
Boomi	88%
Frends	81%
Tray.ai	82%
Flatfile	N/A
Appmixer	93%
Cyclr	90%
Peeklogic Connector for Salesforce and Jira	N/A
Entri	98%
Apideck Unify	98%
Pandium	N/A

*(Feature Comparison for Embedded Integration Platforms continues on next page)*

\*N/A is displayed when fewer than five responses were received for the question.

\*\*A blank box indicates that a seller has selected that they do not offer that feature.

# Feature Comparison for Embedded Integration Platforms (continued)

G2 users have evaluated the following products by feature. Feature ratings are representative of reviewers overall satisfaction with each feature and do not necessarily take into account the breadth of individual product features. The results are shown below.

## Data

	Scalability
hotglue	95%
Syncari	98%
APPSseCONNECT	N/A
API Fuse	N/A
Average	93%

*(Feature Comparison for Embedded Integration Platforms continues on next page)*

\*N/A is displayed when fewer than five responses were received for the question.

\*\*A blank box indicates that a seller has selected that they do not offer that feature.

# Feature Comparison for Embedded Integration Platforms (continued)

G2 users have evaluated the following products by feature. Feature ratings are representative of reviewers overall satisfaction with each feature and do not necessarily take into account the breadth of individual product features. The results are shown below.

## Development

	Low-Code	Customization
Workato	91%	89%
Prismatic	91%	92%
Paragon	90%	88%
Alloy Automation	91%	91%
Knit API	82%	84%
Cobalt	93%	96%
klamp	100%	100%
Integration.app	97%	98%
Konnectify	N/A	N/A
Boomi	88%	88%
Frends	82%	79%
Tray.ai	89%	88%
Flatfile	N/A	N/A
Appmixer	93%	96%
Cyclr	87%	87%
Peeklogic Connector for Salesforce and Jira	N/A	N/A
Entri	86%	84%
Apideck Unify	76%	82%
Pandium	N/A	N/A

(Feature Comparison for Embedded Integration Platforms continues on next page)

\*N/A is displayed when fewer than five responses were received for the question.

\*\*A blank box indicates that a seller has selected that they do not offer that feature.

# Feature Comparison for Embedded Integration Platforms (continued)

G2 users have evaluated the following products by feature. Feature ratings are representative of reviewers overall satisfaction with each feature and do not necessarily take into account the breadth of individual product features. The results are shown below.

## Development

	Low-Code	Customization
hotglue	81%	92%
Syncari	96%	93%
APPSeCONNECT	N/A	N/A
API Fuse	N/A	N/A
Average	89%	90%

*(Feature Comparison for Embedded Integration Platforms continues on next page)*

\*N/A is displayed when fewer than five responses were received for the question.

\*\*A blank box indicates that a seller has selected that they do not offer that feature.

# Feature Comparison for Embedded Integration Platforms (continued)

G2 users have evaluated the following products by feature. Feature ratings are representative of reviewers overall satisfaction with each feature and do not necessarily take into account the breadth of individual product features. The results are shown below.

## Security

	Authentication	Compliance
Workato	91%	88%
Prismatic	93%	95%
Paragon	96%	95%
Alloy Automation	94%	95%
Knit API	88%	90%
Cobalt	100%	98%
klamp	100%	100%
Integration.app	98%	99%
Konnectify	N/A	N/A
Boomi	95%	95%
Frends	85%	82%
Tray.ai	85%	86%
Flatfile	N/A	N/A
Appmixer	86%	90%
Cyclr	87%	91%
Peeklogic Connector for Salesforce and Jira	N/A	N/A
Entri	98%	98%
Apideck Unify	98%	98%
Pandium	N/A	N/A

(Feature Comparison for Embedded Integration Platforms continues on next page)

\*N/A is displayed when fewer than five responses were received for the question.

\*\*A blank box indicates that a seller has selected that they do not offer that feature.

# Feature Comparison for Embedded Integration Platforms (continued)

G2 users have evaluated the following products by feature. Feature ratings are representative of reviewers overall satisfaction with each feature and do not necessarily take into account the breadth of individual product features. The results are shown below.

## Security

	Authentication	Compliance
hotglue	89%	89%
Syncari	100%	100%
APPSseCONNECT	N/A	N/A
API Fuse	N/A	N/A
Average	93%	93%

*(Feature Comparison for Embedded Integration Platforms continues on next page)*

\*N/A is displayed when fewer than five responses were received for the question.

\*\*A blank box indicates that a seller has selected that they do not offer that feature.

# Feature Comparison for Embedded Integration Platforms (continued)

G2 users have evaluated the following products by feature. Feature ratings are representative of reviewers overall satisfaction with each feature and do not necessarily take into account the breadth of individual product features. The results are shown below.

## Management

	Third-Party Apps	White Labelled	Workflow	Self-Service	Monitoring	Notification
<b>Workato</b>	90%	85%	92%	91%	88%	89%
<b>Prismatic</b>	91%	92%	94%	94%	89%	91%
<b>Paragon</b>	92%	92%	93%	91%	89%	88%
<b>Alloy Automation</b>	94%	92%	93%	88%	83%	85%
<b>Knit API</b>	88%	84%	88%	85%	88%	83%
<b>Cobalt</b>	97%	96%	98%	95%	96%	95%
<b>klamp</b>	98%	81%	100%	90%	91%	87%
<b>Integration.app</b>	97%	94%	97%	92%	90%	90%
<b>Konnectify</b>	N/A	N/A	N/A	N/A	N/A	N/A
<b>Boomi</b>	86%	88%	88%	N/A	N/A	N/A
<b>Frends</b>	69%	68%	82%	70%	73%	73%
<b>Tray.ai</b>	83%	91%	90%	84%	80%	82%
<b>Flatfile</b>	N/A	N/A	N/A	N/A	N/A	N/A
<b>Appmixer</b>	91%	97%	96%	93%	83%	87%
<b>Cyclr</b>	91%	83%	88%	89%	76%	77%
<b>Peeklogic Connector for Salesforce and Jira</b>	N/A	N/A	N/A	N/A	N/A	N/A
<b>Entri</b>	93%	86%	92%	94%	90%	93%
<b>Apideck Unify</b>	94%	86%		94%	98%	94%
<b>Pandium</b>	N/A	N/A	N/A	N/A	N/A	N/A

(Feature Comparison for Embedded Integration Platforms continues on next page)

\*N/A is displayed when fewer than five responses were received for the question.

\*\*A blank box indicates that a seller has selected that they do not offer that feature.

# Feature Comparison for Embedded Integration Platforms (continued)

G2 users have evaluated the following products by feature. Feature ratings are representative of reviewers overall satisfaction with each feature and do not necessarily take into account the breadth of individual product features. The results are shown below.

## Management

	Third-Party Apps	White Labelled	Workflow	Self-Service	Monitoring	Notification
hotglue	94%	96%	91%	N/A	N/A	N/A
Syncari	90%	N/A	100%	N/A	N/A	N/A
APPSeCONNECT	N/A	N/A	N/A	N/A	N/A	N/A
API Fuse	N/A	N/A	N/A	N/A	N/A	N/A
<b>Average</b>	90%	88%	93%	89%	87%	87%

*(Feature Comparison for Embedded Integration Platforms continues on next page)*

\*N/A is displayed when fewer than five responses were received for the question.

\*\*A blank box indicates that a seller has selected that they do not offer that feature.



# Feature Comparison for Embedded Integration Platforms (continued)

G2 users have evaluated the following products by feature. Feature ratings are representative of reviewers overall satisfaction with each feature and do not necessarily take into account the breadth of individual product features. The results are shown below.

## Application Integration

	Third Party	Scalability	Workflow Automation	Connectivity
<b>Workato</b>	89%	93%	95%	91%
<b>Prismatic</b>	94%	94%	95%	95%
<b>Paragon</b>	93%	93%	93%	93%
<b>Alloy Automation</b>	93%	95%	94%	96%
<b>Knit API</b>	86%	91%	84%	92%
<b>Cobalt</b>	98%	97%	98%	98%
<b>klamp</b>	97%	100%	100%	91%
<b>Integration.app</b>	97%	96%	99%	97%
<b>Konnectify</b>	N/A	N/A	N/A	N/A
<b>Boomi</b>	N/A	N/A	N/A	N/A
<b>Frends</b>	79%	79%	80%	77%
<b>Tray.ai</b>	83%	83%	90%	87%
<b>Flatfile</b>	N/A	N/A	N/A	N/A
<b>Appmixer</b>	92%	92%	95%	95%
<b>Cyclr</b>	87%	90%	92%	90%
<b>Peeklogic Connector for Salesforce and Jira</b>	N/A	N/A	N/A	N/A
<b>Entri</b>	93%	98%	98%	96%
<b>Apideck Unify</b>	98%	98%		96%
<b>Pandium</b>	N/A	N/A	N/A	N/A

(Feature Comparison for Embedded Integration Platforms continues on next page)

\*N/A is displayed when fewer than five responses were received for the question.

\*\*A blank box indicates that a seller has selected that they do not offer that feature.

# Feature Comparison for Embedded Integration Platforms (continued)

G2 users have evaluated the following products by feature. Feature ratings are representative of reviewers overall satisfaction with each feature and do not necessarily take into account the breadth of individual product features. The results are shown below.

## Application Integration

	Third Party	Scalability	Workflow Automation	Connectivity
hotglue	N/A	N/A	N/A	N/A
Syncari	N/A	N/A	N/A	N/A
APPSeCONNECT	N/A	N/A	N/A	N/A
API Fuse	N/A	N/A	N/A	N/A
<b>Average</b>	91%	93%	94%	92%

\*N/A is displayed when fewer than five responses were received for the question.

\*\*A blank box indicates that a seller has selected that they do not offer that feature.

# Additional Data for Embedded Integration Platforms

The table below includes a breakdown of the customer segments for each product, as represented by G2 reviewers.

## Customers by Size

	Small Business (50 or fewer emp.)	Mid-Market (51-1000 emp.)	Enterprise ( >1000 emp.)
Workato	20%	45%	35%
Prismatic	51%	44%	6%
Paragon	85%	12%	3%
Alloy Automation	53%	47%	0%
Knit API	60%	38%	3%
Cobalt	64%	32%	4%
klamp	58%	32%	11%
Integration.app	82%	18%	0%
Konnectify	73%	27%	0%
Boomi	9%	49%	43%
Frends	16%	58%	26%
Tray.ai	27%	68%	5%
Flatfile	87%	13%	0%
Appmixer	64%	36%	0%
Cyclr	49%	47%	3%
Peeklogic Connector for Salesforce and Jira	17%	58%	25%
Entri	73%	9%	18%
Apideck Unify	82%	9%	9%
Pandium	15%	69%	15%

(Additional Data for Embedded Integration Platforms continues on next page)

\*N/A is displayed when data is not publicly available.

## Additional Data for Embedded Integration Platforms (continued)

The table below includes a breakdown of the customer segments for each product, as represented by G2 reviewers.

### Customers by Size

	Small Business (50 or fewer emp.)	Mid-Market (51-1000 emp.)	Enterprise ( >1000 emp.)
hotglue	96%	0%	4%
Syncari	29%	67%	4%
APPSeCONNECT	71%	29%	0%
API Fuse	82%	18%	0%
Average	55%	36%	9%

*(Additional Data for Embedded Integration Platforms continues on next page)*

\*N/A is displayed when data is not publicly available.

# Additional Data for Embedded Integration Platforms (continued)

The table below highlights implementation and deployment data as indicated in real user reviews on G2.

## Implementation

	Deployment		Implementation Time	Implementation Method				Number of Users Purchased	Contract Term
	Cloud	On-Premises	Avg. Months to Go Live	In-House Team	Seller Services Team	Third-Party Consultant	Don't know	Median Number of Users Bought	Avg. Contract Term (Months)
<b>Workato</b>	85%	15%	2.7	70%	13%	10%	6%	7	12
<b>Prismatic</b>	88%	12%	2.4	96%	2%	2%	0%	7	16
<b>Paragon</b>	87%	13%	1.3	96%	0%	4%	0%	3	13
<b>Alloy Automation</b>	86%	14%	2.0	92%	8%	0%	0%	3	12
<b>Knit API</b>	87%	13%	1.6	85%	0%	0%	15%	3	9
<b>Cobalt</b>	80%	20%	0.6	80%	10%	0%	10%	7	16
<b>klamp</b>	100%	0%	0.8	83%	0%	17%	0%	N/A	N/A
<b>Integration.app</b>	90%	10%	1.0	100%	0%	0%	0%	3	7
<b>Konnectify</b>	83%	17%	0.7	83%	17%	0%	0%	10	20
<b>Boomi</b>	100%	0%	1.8	69%	13%	6%	13%	17	10
<b>Frends</b>	52%	48%	2.1	64%	23%	0%	14%	5	10
<b>Tray.ai</b>	88%	12%	2.3	68%	23%	5%	5%	7	15
<b>Flatfile</b>	100%	0%	3.6	100%	0%	0%	0%	N/A	N/A
<b>Appmixer</b>	75%	25%	3.4	92%	8%	0%	0%	3	6
<b>Cyclr</b>	90%	10%	2.3	93%	7%	0%	0%	7	5
<b>Peeklogic Connector for Salesforce and Jira</b>	91%	9%	1.5	44%	33%	22%	0%	37	19
<b>Entri</b>	100%	0%	0.9	100%	0%	0%	0%	3	N/A
<b>Apideck Unify</b>	100%	0%	3.1	100%	0%	0%	0%	5	6
<b>Pandium</b>	N/A	N/A	N/A	N/A	N/A	N/A	N/A	N/A	N/A

(Additional Data for Embedded Integration Platforms continues on next page)

\*N/A is displayed when data is not publicly available.

# Additional Data for Embedded Integration Platforms (continued)

The table below highlights implementation and deployment data as indicated in real user reviews on G2.

## Implementation

	Deployment		Implementation Time	Implementation Method				Number of Users Purchased	Contract Term
	Cloud	On-Premises	Avg. Months to Go Live	In-House Team	Seller Services Team	Third-Party Consultant	Don't know	Median Number of Users Bought	Avg. Contract Term (Months)
<b>hotglue</b>	100%	0%	1.4	75%	25%	0%	0%	N/A	4
<b>Syncari</b>	100%	0%	1.7	92%	8%	0%	0%	3	12
<b>APPSeCONNECT</b>	33%	67%	5.5	45%	36%	0%	18%	3	8
<b>API Fuse</b>	N/A	N/A	N/A	N/A	N/A	N/A	N/A	N/A	N/A

(Additional Data for Embedded Integration Platforms continues on next page)

\*N/A is displayed when data is not publicly available.

## Additional Data for Embedded Integration Platforms (continued)

The table below highlights the average user adoption of each product as indicated in real user reviews on G2.

### User Adoption and Return on Investment (ROI)

	User Adoption	Payback Period
	Average User Adoption	Estimated ROI (payback period in months)
Workato	46%	13
Prismatic	40%	10
Paragon	59%	6
Alloy Automation	38%	7
Knit API	49%	6
Cobalt	51%	6
klamp	68%	7
Integration.app	36%	4
Konnectify	78%	4
Boomi	63%	14
Frends	57%	31
Tray.ai	59%	12
Flatfile	53%	N/A
Appmixer	42%	13
Cyclr	53%	12
Peeklogic Connector for Salesforce and Jira	78%	2
Entri	34%	N/A
Apideck Unify	51%	8
Pandium	N/A	N/A

*(Additional Data for Embedded Integration Platforms continues on next page)*

\*N/A is displayed when data is not publicly available.

# Additional Data for Embedded Integration Platforms (continued)

The table below highlights the average user adoption of each product as indicated in real user reviews on G2.

## User Adoption and Return on Investment (ROI)

	User Adoption	Payback Period
	Average User Adoption	Estimated ROI (payback period in months)
hotglue	57%	10
Syncari	68%	9
APPSeCONNECT	39%	18
API Fuse	N/A	N/A
Average	53%	10

*(Additional Data for Embedded Integration Platforms continues on next page)*

\*N/A is displayed when data is not publicly available.



# Additional Data for Embedded Integration Platforms (continued)

The table below highlights third-party market presence data used to inform the G2's Market Presence Score that highlights each products impact and influence in the category.

## Market Presence

	Seller Name	Year Founded	Employees on LinkedIn (Seller)	LinkedIn Followers	Twitter Followers (Seller)	Glassdoor Rating
<b>Workato</b>	Workato	2013	1,005	63,377	3,478	4.2
<b>Prismatic</b>	Prismatic	2019	71	4,394	3,190	5.0
<b>Paragon</b>	Paragon	2019	96	4,784	2,280	N/A
<b>Alloy Automation</b>	Alloy	2019	39	13,343	5,447	N/A
<b>Knit API</b>	Knit API Private Limited	2023	47	2,525	25	N/A
<b>Cobalt</b>	Cobalt	2022	35	2,175	75	5.0
<b>klamp</b>	Klamp Inc	2022	18	5,425	30	N/A
<b>Integration.app</b>	Integration.app		15	982	0	N/A
<b>Konnectify</b>	Konnectify	2021	38	2,159	7	N/A
<b>Boomi</b>	Boomi	2000	2,153	77,607	103,649	3.1
<b>Frends</b>	FRENDS	1988	269	11,088	227	4.5
<b>Tray.ai</b>	Tray.io	2012	167	20,252	3,162	4.0
<b>Flatfile</b>	Flatfile	2018	57	5,730	1,215	N/A
<b>Appmixer</b>	Appmixer	2014	12	543	93	5.0
<b>Cyclr</b>	Cyclr	2013	37	1,806	986	4.8
<b>Peeklogic Connector for Salesforce and Jira</b>	Peeklogic	2015	86	3,379	131	5.0
<b>Entri</b>	Entri	2017	17	490	196	N/A
<b>Apideck Unify</b>	Apideck	2020	11	1,271	842	N/A
<b>Pandium</b>	Pandium Inc.	2018	16	2,080	189	N/A

(Additional Data for Embedded Integration Platforms continues on next page)

\*N/A is displayed when data is not publicly available.

## Additional Data for Embedded Integration Platforms (continued)

The table below highlights third-party market presence data used to inform the G2's Market Presence Score that highlights each products impact and influence in the category.

### Market Presence

	Seller Name	Year Founded	Employees on LinkedIn (Seller)	LinkedIn Followers	Twitter Followers (Seller)	Glassdoor Rating
hotglue	hotglue	2020	15	959	103	N/A
Syncari	Syncari	2019	34	7,819	239	4.5
APPSeCONNECT	APPSeCONNECT Corp	2022	95	10,831	1,847	4.1
API Fuse	APIFuse, LLC	2019	4	79	0	N/A

\*N/A is displayed when data is not publicly available.